



EC60

EKLECS060P

Designed to meet the demands of large scale productions, the EC60 delivers exceptional power while maintaining rich, saturated colours. This versatile wash produces brilliant whites with a high CRI of 93, and its large 3.8° to 50° zoom range allows it to excel as a powerful wash and key light. The EC60 can also create solid beams and striking visual effects through 61 individually controlled pixels with outstanding cell definition. Built with a rugged IP66 rated housing for stress free deployment in challenging environments, the EC60 is further enhanced by modern connectivity options for seamless integration and peace of mind.



SYDNEY
+61 2 9748 1122

MELBOURNE
+61 3 9681 7511

PERTH
+61 8 9248 8119

BRISBANE
+61 7 3267 3177

AUCKLAND
+64 9 869 3293

showtech.com.au

EC60 Specifications

Optical System

Lamp Source	61 x 50W RGBWW
Zoom	3.8° to 50°
CCT	2800K to 10,000K
CRI	>93

Electrical Specifications

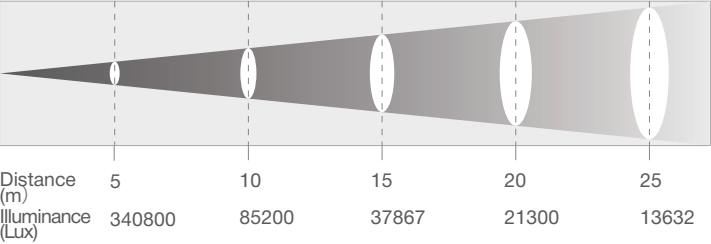
Voltage	100 – 240VAC 50/60Hz
Max Power	3100W
Power Connection	True1 In/Out
Signal Connection	5pin DMX In/Out, 2x RJ45 EtherCON

Work Environment

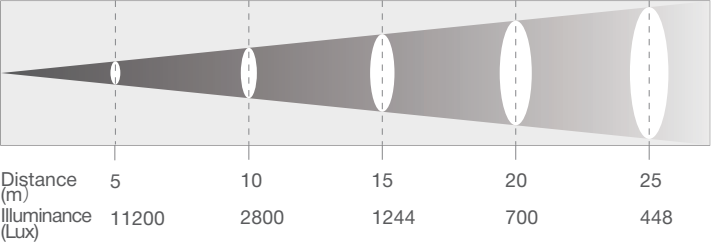
Ambient Temperature	-10 to 45°C
IP Rating	IP66

Photometrics

Beam Angle 3.8°



Beam Angle 35°



Notes

Control System

Dimmer	0 to 100% 22-bit
Pan/Tilt	540°/210° 16-bit
Cooling	Heat sink with low noise fan
Control	DMX512, RDM, Artnet, sACN, NFC
Display	2.8 inch TFT display
Personality	16/31/34/256/278ch

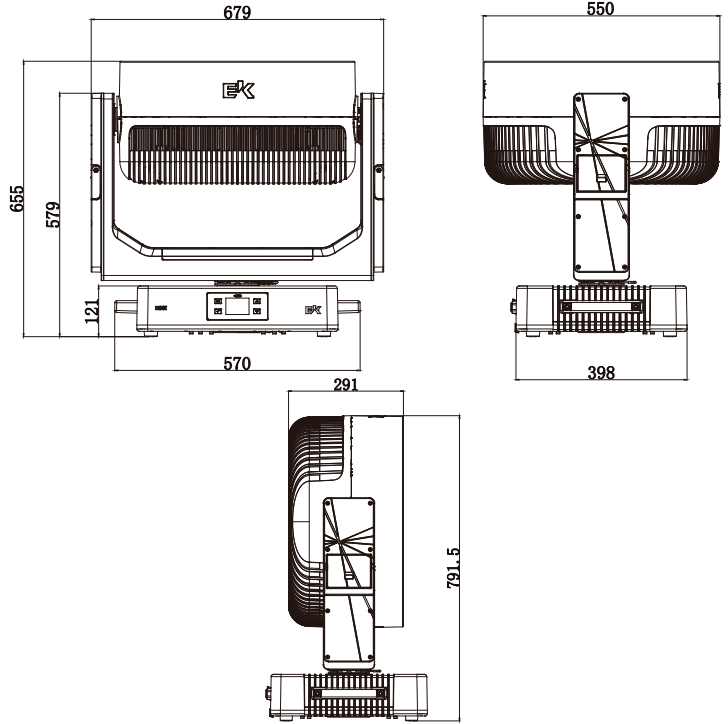
Appearance

Size (LWH)	679 x 398 x 791.5mm
Weight	59.8kg
Casing	Magnesium Alloy
Colour	Black

Included Accessories

2 x Omega Bracket
Single Flighcase
PSHCAB110 2m TrueCon Piggy Back

Dimensions



SYDNEY
+61 2 9748 1122

MELBOURNE
+61 3 9681 7511

PERTH
+61 8 9248 8119

BRISBANE
+61 7 3267 3177

AUCKLAND
+64 9 869 3293